

CAO Entry 2020

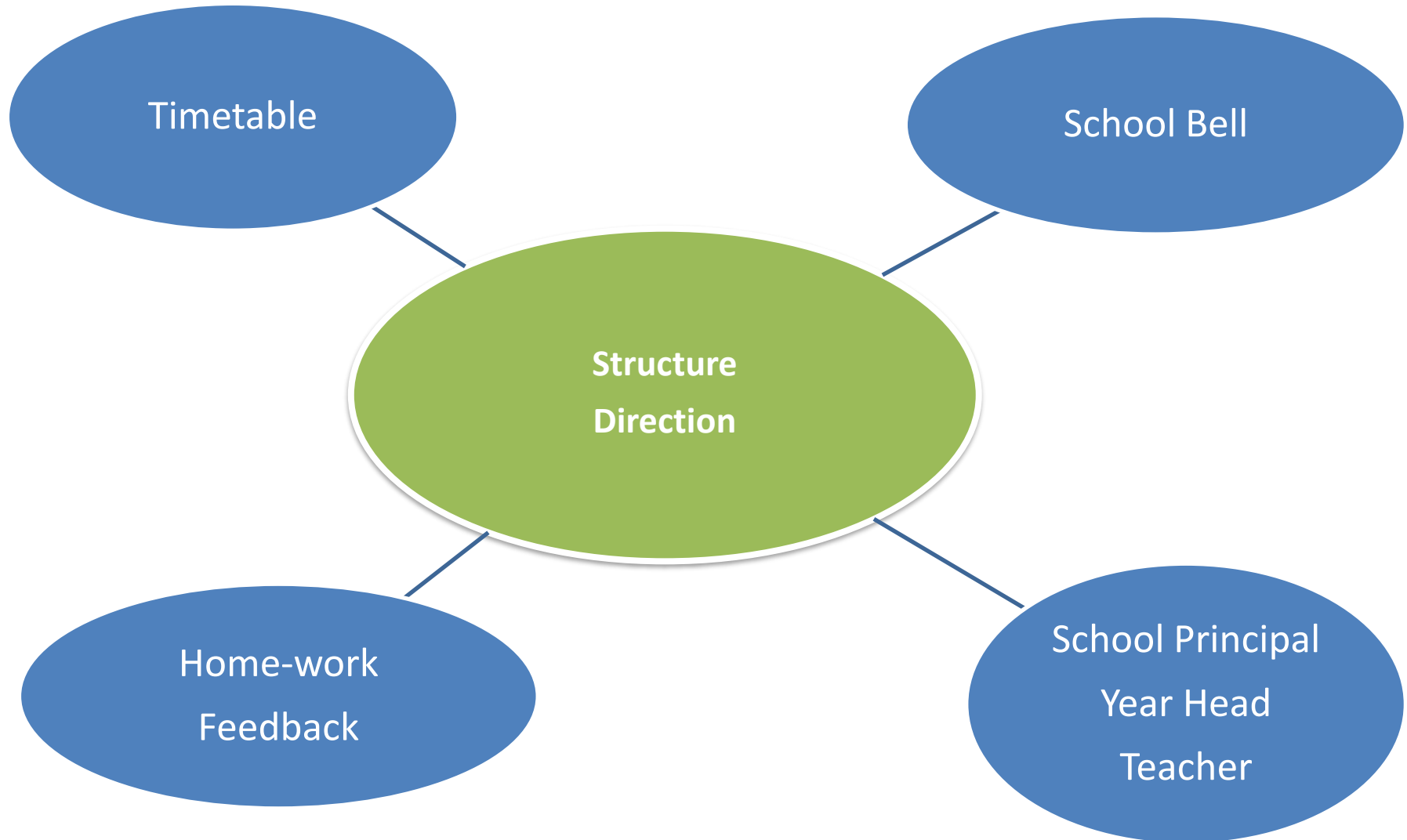


Second Level Education



Third Level Education

Second Level



Third Level

Timetabled
Lectures &
Tutorials

```
graph LR; A([Timetabled Lectures & Tutorials]) --- B([No PT meetings  
No school report  
No parental involvement]); A --- C([Personal time management skills  
needed to balance free time & study time]); A --- D([Topics covered in short period  
Reading lists given  
Assignment deadlines set]);
```

No PT meetings
No school report
No parental
involvement

Personal time
management skills
needed to balance free
time & study time

Topics covered in short
period
Reading lists given
Assignment deadlines set

Practicalities

Exam Material

Semesters

Continuous
Assessment

Financial
Implications

Costs Involved

Per Year:

- **Student Contribution : €3000**
 - **Student Levy: €225 approx**
 - **Accommodation – on Campus – €3,200-€10,000**
 - **Transport Costs- €1,215**
 - **Living Expenditure- €1,548**
 - **Books / Laboratory Coats etc / Field Trips- where applicable-€666**
 - **Utilities -€666**
 - **Clothes €387**
 - **Mobile €288**
 - **Social €666**
- Away from home – depending on location - €11,836 - €18,000 per academic year.**

GRANTS/FINANCE/SCHOLARSHIPS

The screenshot shows the SUSI website home page. At the top, there is a navigation bar with the SUSI logo on the left and links for Home, About, News, Sitemap, and Contact on the right. Below the navigation bar, there are social media icons for Twitter and Facebook, a search bar, and a font size selector. The main content area features a section titled "Grant information..." with a red arrow pointing to a row of six pink buttons: "Should I apply?", "Is my course approved?", "What class of applicant am I?", "How is my income assessed?", "What type of funding could I receive?", and "SUSI Information Resources". Below this, there is a large banner with a background image of a smiling man in a blue jacket. The banner contains the text "Application Tracker." and "Use the tracker in your online account to see the progress of your application." with left and right navigation arrows. At the bottom, there is a "Welcome to SUSI." message and a "Latest update" button.

http://www.susi.ie/Info/Home.aspx studentfinance.ie Qualifax - National Learners' D... Susi - Home

Home | About | News | Sitemap | Contact

Font Size [A](#) [A](#) [A](#)

Grant information...

Should I apply?

Is my course approved?

What class of applicant am I?

How is my income assessed?

What type of funding could I receive?

SUSI Information Resources

Application Tracker.

Use the tracker in your online account to see the progress of your application.

Welcome to SUSI.

Latest update



Reckonable Income Limits & Grants Table

Grant Type	Adjacent Rate of Grant (Under 45Km)	Non-Adjacent Rate of Grant (Over 45Km)	Total Household Reckonable Income must be below (with 3 or less dependents)	Total Household Reckonable Income must be below (with 4 to 7 dependents)	Total Household Reckonable Income must be below (with 8 or more dependents)	Increment per Relevant Person in Further/Higher Education
Special Rate	€2,375 Maintenance & 100% Fees/Student Contribution/Field Trip	€5,915 Maintenance & 100% Fees/Student Contribution/Field Trip	€22,703	€22,703	€22,703	€0
Full Maintenance	€1,215 Maintenance & 100% Fees/Student Contribution/Field Trip	€3,025 Maintenance & 100% Fees/Student Contribution/Field Trip	€39,875	€43,810	€47,575	€4,830
75% Maintenance	€910 Maintenance & 100% Fees/Student Contribution/Field Trip	€2,270 Maintenance & 100% Fees/Student Contribution/Field Trip	€40,970	€45,025	€48,890	€4,670
50% Maintenance	€605 Maintenance & 100% Fees/Student Contribution/Field Trip	€1,515 Maintenance & 100% Fees/Student Contribution/Field Trip	€43,380	€47,670	€51,760	€4,670
25% Maintenance	€305 Maintenance & 100% Fees/Student Contribution/Field Trip	€755 Maintenance & 100% Fees/Student Contribution/Field Trip	€45,790	€50,325	€54,630	€4,670
No Maintenance	50% Fees paid & 100% Student Contribution	50% Fees paid & 100% Student Contribution	€49,840	€54,765	€59,455	€4,830
No Maintenance	50% Student Contribution	50% Student Contribution	€54,240	€59,595	€64,700	€4,830
Postgraduate Special Rate	100% Fee Contribution (Up to a maximum of €6,270)	100% Fee Contribution (Up to a maximum of €6,270)	€22,703	€22,703	€22,703	€0
Postgraduate Fee Contribution	€2,000 Fee Contribution	€2,000 Fee Contribution	€31,500	€34,615	€37,580	€4980

100% Tuition Fee = €6,270;

50% Tuition Fee = €3,135;

100% Student Contribution = €2,750;

50% Student Contribution = €1,375


Grant Types & Rates

- Maintenance Grant

- Adjacent Grant:
€1,215
- If you live less than 45km from college.
- Non-Adjacent Grant:
€3,025
- If you live more than 45km from your place of study.

Grant Types & Rates

- You could get a
 - 25%, 50%, 75%, or 100% Maintenance Grant depending on your financial circumstance.



KEEP IN TOUCH & APPLY EARLY!!!

- Check out your grant eligibility NOW at www.susi.ie

(all you need to know
about grants)

SUSI: Key Eligibility Criteria



- **Nationality:** Irish, EU, EEA, Swiss nationals or have specific leave to remain in the State.
- **Residency:** 3 of last 5 years in Ireland, EU, EEA or Switzerland.
- **Progression** in education – NFQ levels 5-10.
- **Approved College/Course**
- **'Reckonable' Income** (Class - Dependent/Independent)
 - less than €54,240/ €59,595/ €64,700
 - less than €39,875/ €43,810/ €47,575
 - less than €24,000

www.susi.ie/undergraduate-income-threshold-and-grant-award-rates/

SUSI: Key Eligibility Criteria



- **Check the website:** www.susi.ie
(Use Eligibility Reckoner)
- **CAO form:** Tick the SUSI option to share your college acceptance
- **Apply early:** April 2020
- **Return requested documentation:** complete and on time

Contact SUSI

- **Website:** www.susi.ie
- **Email:** support@susi.ie
- **Facebook:** [facebook.com/susisupport](https://www.facebook.com/susisupport)
- **Twitter:** twitter.com/susihelpdesk
- **Telephone helpdesk:** 0761 087 874



- BURSARIES & [SCHOLARSHIPS](#) ,CHECK COLLEGE WEBSITES, (**watch the closing dates**)
- TAX RELIEF FOR TUITION FEES (CHECK WWW.REVENUE.IE)
- STUDENT LOANS (CREDIT UNIONS & BANKS)

HEAR



Should I apply?

1. **Was your household income on or below €45,790 in 2018?**
2. Do you or your family have a **Medical Card/GP Visit Card**?
3. Did your parents/guardians receive a **means-tested social welfare** payment for at least 26 weeks in 2018?
4. Is your parents' or guardians' **employment status under-represented** in Higher Education?
5. Have you attended a **DEIS** second level school for five years?
6. Do you live in an **area** of concentrated disadvantage?

Where can I go to college

- Institute of Technology, Sligo
- St. Angela's College, Sligo.

- Athlone Institute of Technology

- Galway Mayo Institute of Technology
- NUI Galway

- Limerick Institute of Technology
- Mary Immaculate College
- University of Limerick

- Institute of Technology, Tralee

- Maynooth University
- Pontifical University

- Dublin City University
- Dublin Institute of Technology
- Institute of Art, Design & Technology, Dún Laoghaire
- Institute of Technology, Blanchardstown
- Institute of Technology, Tallaght
- Marino Institute of Education
- National College of Ireland
- RCSI
- Trinity College, Dublin
- University College, Dublin

- Cork Institute of Technology
- University College Cork

DARE

Disability Access Route to Education



School
Presentation
2020

Disabilities eligible for consideration

- Autistic Spectrum Disorders (including Asperger's Syndrome)
- ADD / ADHD
- Blind / Vision Impaired
- Deaf / Hard of Hearing
- DCD – Dyspraxia
- Mental Health Condition
- Neurological Condition (Incl. Brain Injury & Epilepsy)
- Speech & Language Communication Disorder
- Significant Ongoing Illness
- Physical Disability
- Specific Learning Difficulty (Dyslexia & Dyscalculia)

Where can I go to college

- Institute of Technology, Sligo
- St. Angela's College, Sligo

- Athlone Institute of Technology

- Galway Mayo Institute of Technology
- NUI Galway

- Technology
- Mary Immaculate College
- University of Limerick

- Carlow Institute of Technology

- Institute of Technology, Tralee







- Dundalk Institute of Technology

- Maynooth University
- Pontifical University

- Dublin City University
- Dublin Institute of Technology
- Institute of Art, Design & Technology, Dún Laoghaire
- Institute of Technology, Blanchardstown
- Marino Institute of Education
- National College of Ireland
- RCSI
- Trinity College, Dublin
- University College Dublin

- Cork Institute of Technology
- University College Cork

DARE and HEAR Timelines

DARE & HEAR closing date		1 March 2020
Supporting documents closing date		15 March 2020
Notification of eligibility		Late June 2020
Review and Appeals Application		July 2020
HEAR/DARE offers		August 2020
College Orientation		Late Aug /Early Sept 2020

ANY
QUESTIONS?

THANK YOU
FOR
LISTENING

